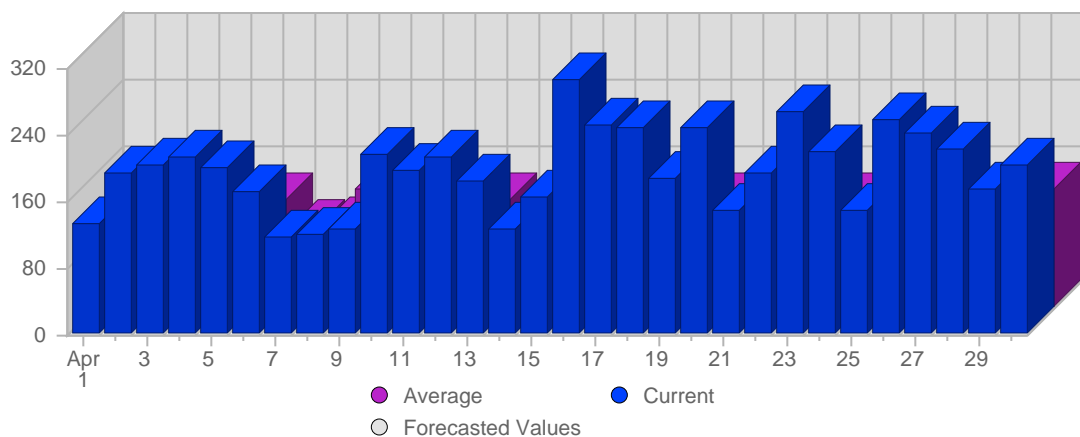
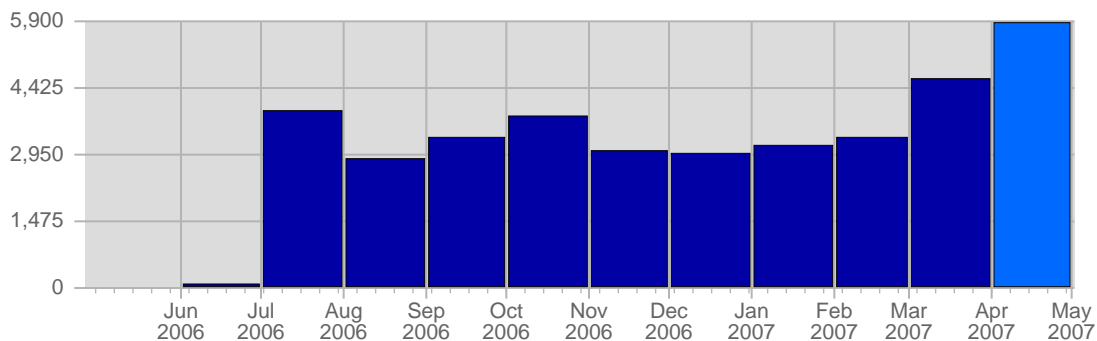


Report Description

Domain: dynos.it
 Report Description: Executive Summary Report for the month of April 2007
 Report Range: Month of April 2007
 Report Scope: Historical Data

Visits



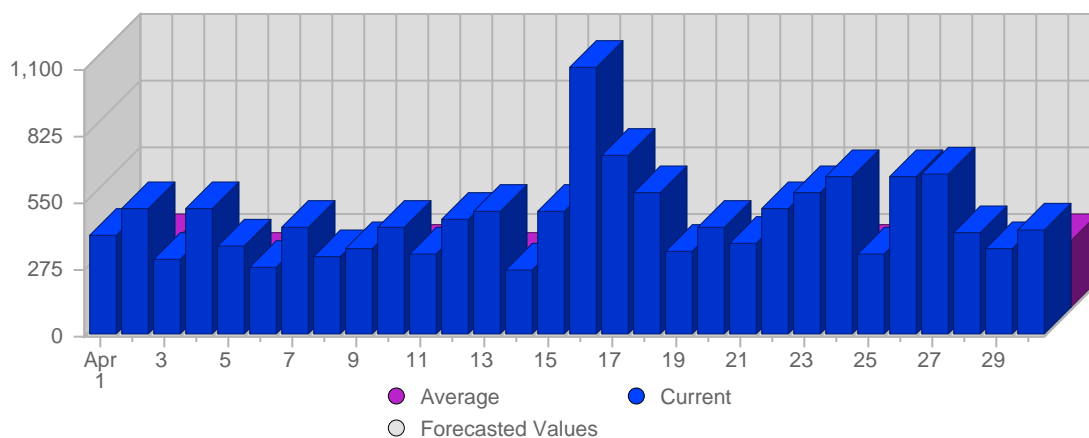
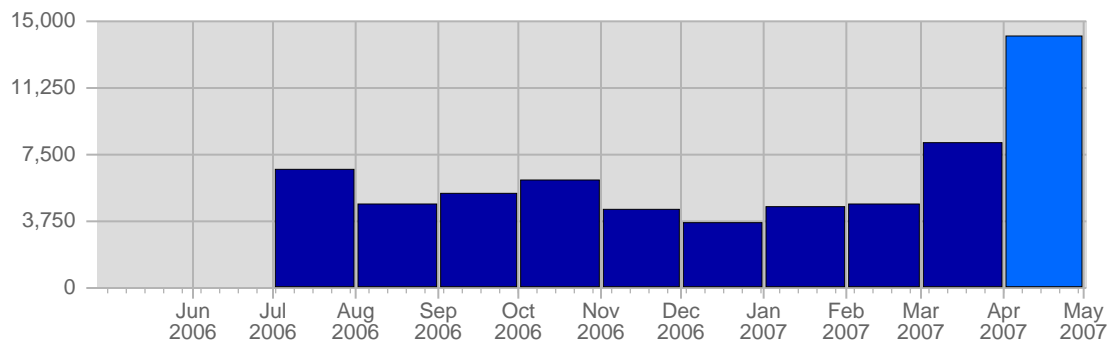
| Date | Total Visits | Average Visits Historically | Change | Percent of Total Visits |
|-------------------|--------------|-----------------------------|--------|-------------------------|
| Sun Apr 1st, 2007 | 132 | 97,98 | +132 ▲ | 2,26% |
| Mon Apr 2nd, 2007 | 193 | 141,84 | +193 ▲ | 3,30% |
| Tue Apr 3rd, 2007 | 203 | 128,70 | +203 ▲ | 3,47% |
| Wed Apr 4th, 2007 | 211 | 127,61 | +211 ▲ | 3,61% |
| Thu Apr 5th, 2007 | 199 | 129,26 | +199 ▲ | 3,40% |
| Fri Apr 6th, 2007 | 170 | 127,26 | +170 ▲ | 2,91% |
| Sat Apr 7th, 2007 | 114 | 96,35 | +114 ▲ | 1,95% |
| Sun Apr 8th, 2007 | 119 | 97,98 | -13 ▼ | 2,04% |
| Mon Apr 9th, 2007 | 126 | 141,84 | -67 ▼ | 2,15% |

Continued on Page 2 ...

... continued from Page 1

| | | | | |
|--------------------|-------|--------|--------|-------|
| Tue Apr 10th, 2007 | 214 | 128,70 | +11 ▲ | 3,66% |
| Wed Apr 11th, 2007 | 195 | 127,61 | -16 ▼ | 3,33% |
| Thu Apr 12th, 2007 | 212 | 129,26 | +13 ▲ | 3,63% |
| Fri Apr 13th, 2007 | 182 | 127,26 | +12 ▲ | 3,11% |
| Sat Apr 14th, 2007 | 124 | 96,35 | +10 ▲ | 2,12% |
| Sun Apr 15th, 2007 | 162 | 97,98 | +43 ▲ | 2,77% |
| Mon Apr 16th, 2007 | 303 | 141,84 | +177 ▲ | 5,18% |
| Tue Apr 17th, 2007 | 249 | 128,70 | +35 ▲ | 4,26% |
| Wed Apr 18th, 2007 | 247 | 127,61 | +52 ▲ | 4,22% |
| Thu Apr 19th, 2007 | 185 | 129,26 | -27 ▼ | 3,16% |
| Fri Apr 20th, 2007 | 247 | 127,26 | +65 ▲ | 4,22% |
| Sat Apr 21st, 2007 | 147 | 96,35 | +23 ▲ | 2,51% |
| Sun Apr 22nd, 2007 | 193 | 97,98 | +31 ▲ | 3,30% |
| Mon Apr 23rd, 2007 | 265 | 141,84 | -38 ▼ | 4,53% |
| Tue Apr 24th, 2007 | 216 | 128,70 | -33 ▼ | 3,69% |
| Wed Apr 25th, 2007 | 148 | 127,61 | -99 ▼ | 2,53% |
| Thu Apr 26th, 2007 | 256 | 129,26 | +71 ▲ | 4,38% |
| Fri Apr 27th, 2007 | 241 | 127,26 | -6 ▼ | 4,12% |
| Sat Apr 28th, 2007 | 221 | 96,35 | +74 ▲ | 3,78% |
| Sun Apr 29th, 2007 | 174 | 97,98 | -19 ▼ | 2,98% |
| Mon Apr 30th, 2007 | 201 | 141,84 | -64 ▼ | 3,44% |
| | 5,849 | 1,957 | 1,216 | |

Page Views



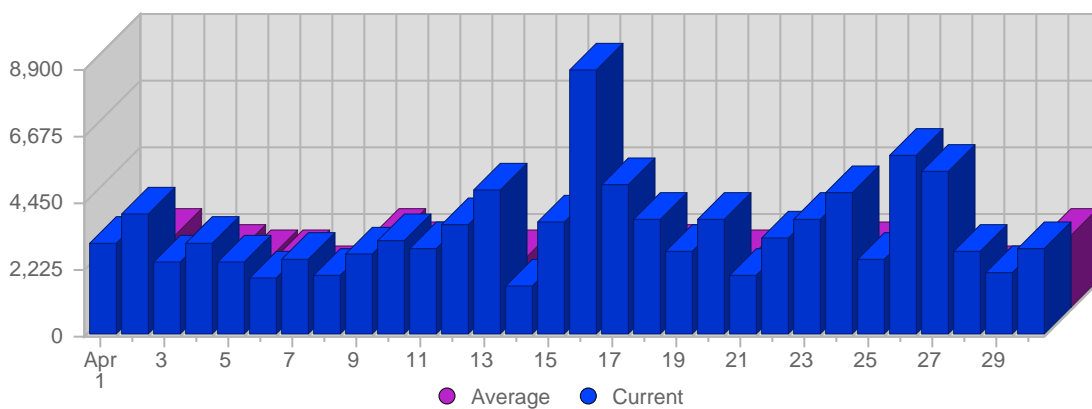
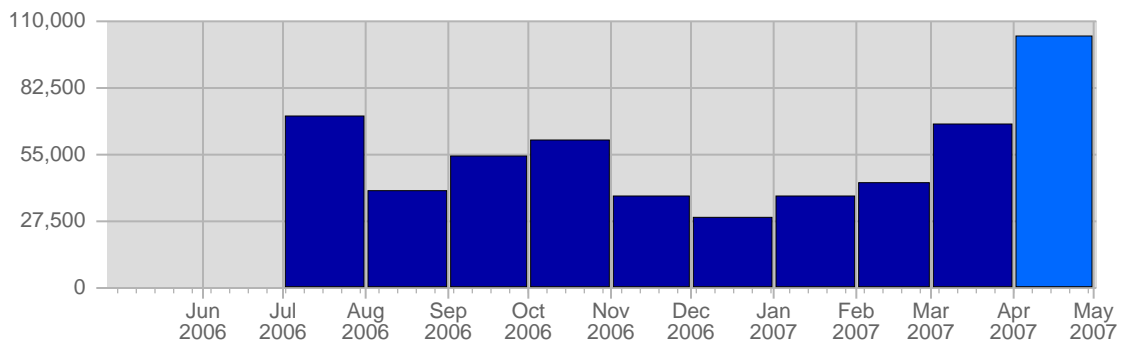
| Date | Total Page Views | Average Page Views Historically | Change | Percent of Total Page Views |
|--------------------|------------------|---------------------------------|--------|-----------------------------|
| Sun Apr 1st, 2007 | 409 | 168,74 | +409 ▲ | 2,88% |
| Mon Apr 2nd, 2007 | 517 | 271,77 | +517 ▲ | 3,64% |
| Tue Apr 3rd, 2007 | 313 | 234,51 | +313 ▲ | 2,21% |
| Wed Apr 4th, 2007 | 517 | 205,70 | +517 ▲ | 3,64% |
| Thu Apr 5th, 2007 | 366 | 201,40 | +366 ▲ | 2,58% |
| Fri Apr 6th, 2007 | 270 | 203,23 | +270 ▲ | 1,90% |
| Sat Apr 7th, 2007 | 442 | 147,49 | +442 ▲ | 3,12% |
| Sun Apr 8th, 2007 | 318 | 168,74 | -91 ▼ | 2,24% |
| Mon Apr 9th, 2007 | 352 | 271,77 | -165 ▼ | 2,48% |
| Tue Apr 10th, 2007 | 439 | 234,51 | +126 ▲ | 3,09% |
| Wed Apr 11th, 2007 | 334 | 205,70 | -183 ▼ | 2,35% |
| Thu Apr 12th, 2007 | 477 | 201,40 | +111 ▲ | 3,36% |
| Fri Apr 13th, 2007 | 509 | 203,23 | +239 ▲ | 3,59% |
| Sat Apr 14th, 2007 | 264 | 147,49 | -178 ▼ | 1,86% |
| Sun Apr 15th, 2007 | 511 | 168,74 | +193 ▲ | 3,60% |
| Mon Apr 16th, 2007 | 1,096 | 271,77 | +744 ▲ | 7,72% |
| Tue Apr 17th, 2007 | 732 | 234,51 | +293 ▲ | 5,16% |
| Wed Apr 18th, 2007 | 578 | 205,70 | +244 ▲ | 4,07% |

Continued on Page 4 ...

... continued from Page 3

| | | | | |
|--------------------|--------|--------|--------|-------|
| Thu Apr 19th, 2007 | 343 | 201,40 | -134 ▼ | 2,42% |
| Fri Apr 20th, 2007 | 437 | 203,23 | -72 ▼ | 3,08% |
| Sat Apr 21st, 2007 | 375 | 147,49 | +111 ▲ | 2,64% |
| Sun Apr 22nd, 2007 | 519 | 168,74 | +8 ▲ | 3,66% |
| Mon Apr 23rd, 2007 | 588 | 271,77 | -508 ▼ | 4,14% |
| Tue Apr 24th, 2007 | 644 | 234,51 | -88 ▼ | 4,54% |
| Wed Apr 25th, 2007 | 330 | 205,70 | -248 ▼ | 2,33% |
| Thu Apr 26th, 2007 | 650 | 201,40 | +307 ▲ | 4,58% |
| Fri Apr 27th, 2007 | 661 | 203,23 | +224 ▲ | 4,66% |
| Sat Apr 28th, 2007 | 416 | 147,49 | +41 ▲ | 2,93% |
| Sun Apr 29th, 2007 | 352 | 168,74 | -167 ▼ | 2,48% |
| Mon Apr 30th, 2007 | 430 | 271,77 | -158 ▼ | 3,03% |
| | 14,189 | 5,675 | 5,992 | |

Hits



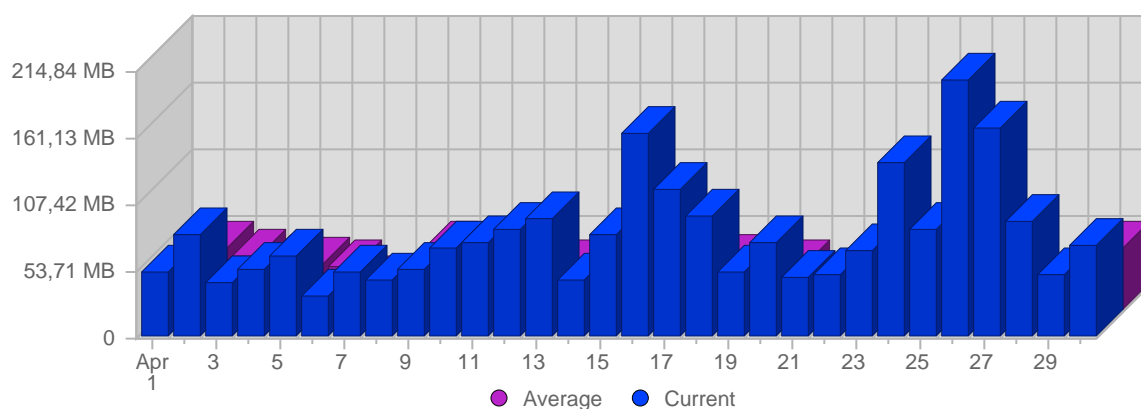
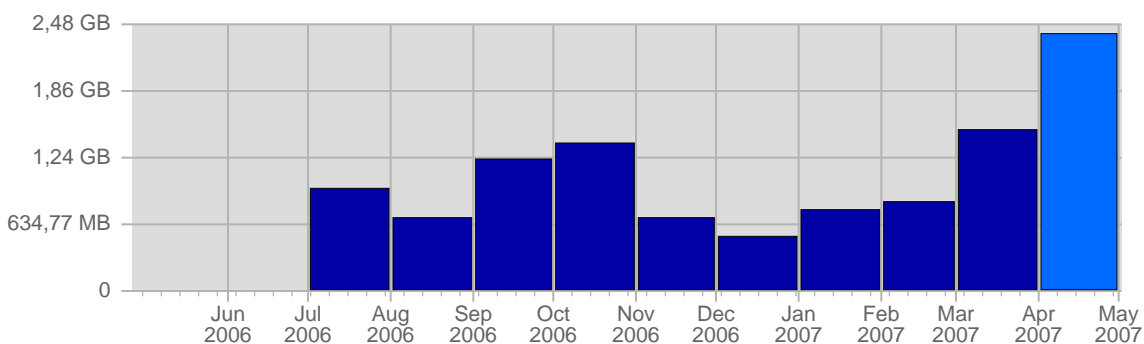
| Date | Total Hits | Average Hits Historically | Change | Percent of Total Hits |
|--------------------|------------|---------------------------|----------|-----------------------|
| Sun Apr 1st, 2007 | 3,030 | 1,530,81 | +3,030 ▲ | 2,90% |
| Mon Apr 2nd, 2007 | 4,009 | 2,467,65 | +4,009 ▲ | 3,84% |
| Tue Apr 3rd, 2007 | 2,461 | 2,021,37 | +2,461 ▲ | 2,36% |
| Wed Apr 4th, 2007 | 3,055 | 1,873,40 | +3,055 ▲ | 2,92% |
| Thu Apr 5th, 2007 | 2,476 | 1,770,28 | +2,476 ▲ | 2,37% |
| Fri Apr 6th, 2007 | 1,932 | 1,742,63 | +1,932 ▲ | 1,85% |
| Sat Apr 7th, 2007 | 2,544 | 1,173,56 | +2,544 ▲ | 2,44% |
| Sun Apr 8th, 2007 | 1,998 | 1,530,81 | -1,032 ▼ | 1,91% |
| Mon Apr 9th, 2007 | 2,753 | 2,467,65 | -1,256 ▼ | 2,64% |
| Tue Apr 10th, 2007 | 3,178 | 2,021,37 | +717 ▲ | 3,04% |
| Wed Apr 11th, 2007 | 2,876 | 1,873,40 | -179 ▼ | 2,75% |
| Thu Apr 12th, 2007 | 3,715 | 1,770,28 | +1,239 ▲ | 3,56% |
| Fri Apr 13th, 2007 | 4,811 | 1,742,63 | +2,879 ▲ | 4,61% |
| Sat Apr 14th, 2007 | 1,668 | 1,173,56 | -876 ▼ | 1,60% |
| Sun Apr 15th, 2007 | 3,793 | 1,530,81 | +1,795 ▲ | 3,63% |
| Mon Apr 16th, 2007 | 8,834 | 2,467,65 | +6,081 ▲ | 8,46% |
| Tue Apr 17th, 2007 | 5,051 | 2,021,37 | +1,873 ▲ | 4,84% |
| Wed Apr 18th, 2007 | 3,878 | 1,873,40 | +1,002 ▲ | 3,71% |

Continued on Page 6 ...

... continued from Page 5

| | | | | |
|--------------------|---------|----------|----------|-------|
| Thu Apr 19th, 2007 | 2,779 | 1,770,28 | -936 ▼ | 2,66% |
| Fri Apr 20th, 2007 | 3,865 | 1,742,63 | -946 ▼ | 3,70% |
| Sat Apr 21st, 2007 | 1,984 | 1,173,56 | +316 ▲ | 1,90% |
| Sun Apr 22nd, 2007 | 3,223 | 1,530,81 | -570 ▼ | 3,09% |
| Mon Apr 23rd, 2007 | 3,904 | 2,467,65 | -4,930 ▼ | 3,74% |
| Tue Apr 24th, 2007 | 4,804 | 2,021,37 | -247 ▼ | 4,60% |
| Wed Apr 25th, 2007 | 2,579 | 1,873,40 | -1,299 ▼ | 2,47% |
| Thu Apr 26th, 2007 | 6,050 | 1,770,28 | +3,271 ▲ | 5,79% |
| Fri Apr 27th, 2007 | 5,444 | 1,742,63 | +1,579 ▲ | 5,21% |
| Sat Apr 28th, 2007 | 2,833 | 1,173,56 | +849 ▲ | 2,71% |
| Sun Apr 29th, 2007 | 2,052 | 1,530,81 | -1,171 ▼ | 1,96% |
| Mon Apr 30th, 2007 | 2,890 | 2,467,65 | -1,014 ▼ | 2,77% |
| | 104,469 | 49,649 | 37,103 | |

Bandwidth



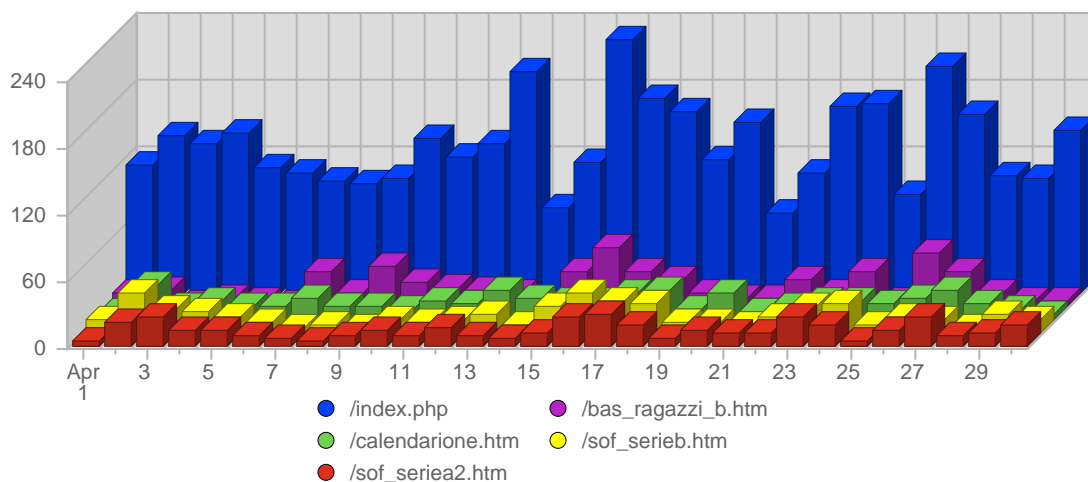
| Date | Total Bandwidth | Average Bandwidth Historically | Change | Percent of Total Bandwidth |
|--------------------|-----------------|--------------------------------|--------------|----------------------------|
| Sun Apr 1st, 2007 | 52,22 MB | 27,46 MB | +52,22 MB ▲ | 2,14% |
| Mon Apr 2nd, 2007 | 82,64 MB | 50,60 MB | +82,64 MB ▲ | 3,38% |
| Tue Apr 3rd, 2007 | 44,31 MB | 43,43 MB | +44,31 MB ▲ | 1,81% |
| Wed Apr 4th, 2007 | 54,17 MB | 39,56 MB | +54,17 MB ▲ | 2,22% |
| Thu Apr 5th, 2007 | 65,13 MB | 37,79 MB | +65,13 MB ▲ | 2,67% |
| Fri Apr 6th, 2007 | 32,69 MB | 34,73 MB | +32,69 MB ▲ | 1,34% |
| Sat Apr 7th, 2007 | 52,95 MB | 22,90 MB | +52,95 MB ▲ | 2,17% |
| Sun Apr 8th, 2007 | 46,13 MB | 27,46 MB | -6,09 MB ▼ | 1,89% |
| Mon Apr 9th, 2007 | 55,21 MB | 50,60 MB | -27,43 MB ▼ | 2,26% |
| Tue Apr 10th, 2007 | 72,43 MB | 43,43 MB | +28,12 MB ▲ | 2,96% |
| Wed Apr 11th, 2007 | 76,53 MB | 39,56 MB | +22,36 MB ▲ | 3,13% |
| Thu Apr 12th, 2007 | 86,53 MB | 37,79 MB | +21,40 MB ▲ | 3,54% |
| Fri Apr 13th, 2007 | 94,63 MB | 34,73 MB | +61,94 MB ▲ | 3,87% |
| Sat Apr 14th, 2007 | 46,01 MB | 22,90 MB | -6,94 MB ▼ | 1,88% |
| Sun Apr 15th, 2007 | 82,02 MB | 27,46 MB | +35,89 MB ▲ | 3,36% |
| Mon Apr 16th, 2007 | 163,40 MB | 50,60 MB | +108,19 MB ▲ | 6,69% |
| Tue Apr 17th, 2007 | 119,07 MB | 43,43 MB | +46,63 MB ▲ | 4,87% |
| Wed Apr 18th, 2007 | 98,55 MB | 39,56 MB | +22,02 MB ▲ | 4,03% |

Continued on Page 8 ...

... continued from Page 7

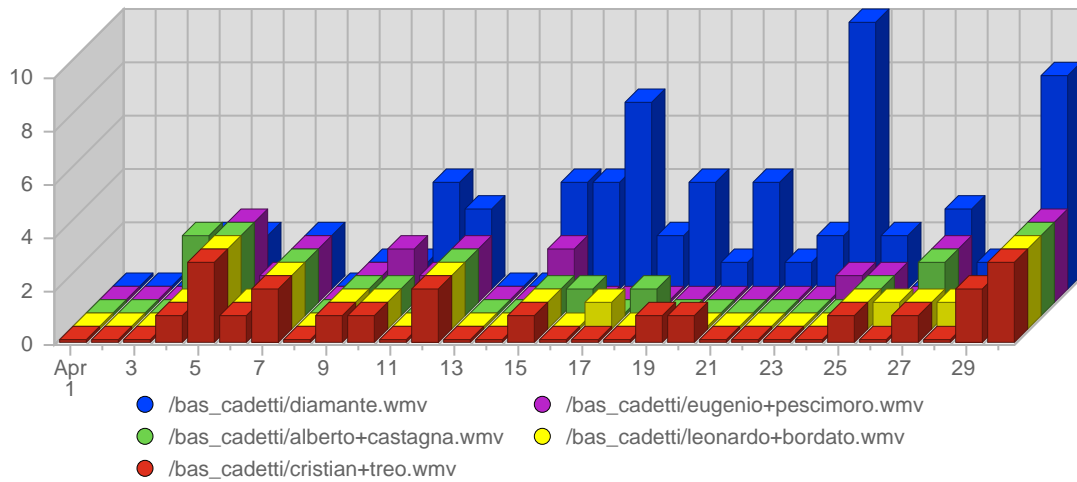
| | | | | |
|--------------------|-----------|------------|--------------|-------|
| Thu Apr 19th, 2007 | 53,60 MB | 37,79 MB | -32,93 MB ▼ | 2,19% |
| Fri Apr 20th, 2007 | 76,96 MB | 34,73 MB | -17,67 MB ▼ | 3,15% |
| Sat Apr 21st, 2007 | 49,08 MB | 22,90 MB | +3,07 MB ▲ | 2,01% |
| Sun Apr 22nd, 2007 | 50,73 MB | 27,46 MB | -31,29 MB ▼ | 2,08% |
| Mon Apr 23rd, 2007 | 69,67 MB | 50,60 MB | -93,73 MB ▼ | 2,85% |
| Tue Apr 24th, 2007 | 140,10 MB | 43,43 MB | +21,04 MB ▲ | 5,73% |
| Wed Apr 25th, 2007 | 86,38 MB | 39,56 MB | -12,17 MB ▼ | 3,53% |
| Thu Apr 26th, 2007 | 206,53 MB | 37,79 MB | +152,93 MB ▲ | 8,45% |
| Fri Apr 27th, 2007 | 168,90 MB | 34,73 MB | +91,93 MB ▲ | 6,91% |
| Sat Apr 28th, 2007 | 92,94 MB | 22,90 MB | +43,85 MB ▲ | 3,80% |
| Sun Apr 29th, 2007 | 50,90 MB | 27,46 MB | +174,90 KB ▲ | 2,08% |
| Mon Apr 30th, 2007 | 73,55 MB | 50,60 MB | +3,88 MB ▲ | 3,01% |
| | 2,39 GB | 1013,94 MB | 911,29 MB | |

Pages



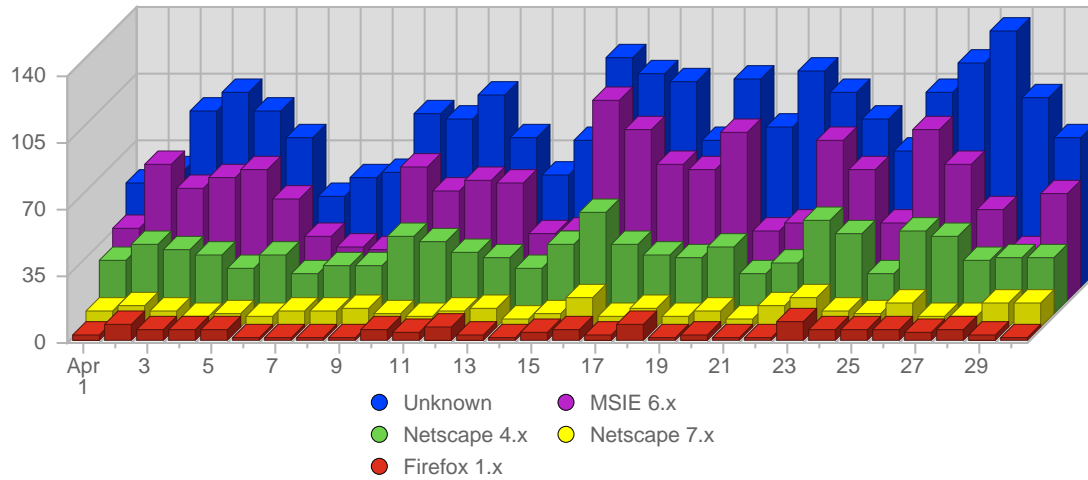
| # | Title & Page | Total Page Views | Average Page Views Historically | Change | Percent of Page Views |
|-----|---|------------------|---------------------------------|----------|-----------------------|
| 1. | /index.php | 4,016 | 2,061,20 | +1,112 ▲ | 28,27% |
| 2. | /bas_ragazzi_b.htm | 536 | 268.00 | +465 ▲ | 3,77% |
| 3. | /calendarione.htm | 473 | - | +473 ▲ | 3,33% |
| 4. | /sof_serieb.htm | 465 | 147,40 | +271 ▲ | 3,27% |
| 5. | /sof_seriea2.htm | 434 | 169,80 | +148 ▲ | 3,06% |
| 6. | /bas_ragazzi.htm | 412 | 107,44 | +111 ▲ | 2,90% |
| 7. | /bas_cadetti.htm | 281 | 183,78 | +130 ▲ | 1,98% |
| 8. | /bas_juniores.htm | 255 | 81,67 | +98 ▲ | 1,80% |
| 9. | /bas_serie+b.htm | 255 | 108,22 | +81 ▲ | 1,80% |
| 10. | /bas_allievi.htm | 250 | 89,22 | +110 ▲ | 1,76% |
| 11. | /campdynos2007.htm | 190 | 95.00 | +187 ▲ | 1,34% |
| 12. | /sof_cadette.htm | 186 | 65,11 | +54 ▲ | 1,31% |
| 13. | /index.htm | 178 | 37,90 | +128 ▲ | 1,25% |
| 14. | /bas_minibaseball.htm | 175 | 97,11 | -105 ▼ | 1,23% |
| 15. | /bas_ragazzi_a.htm | 170 | 85.00 | +136 ▲ | 1,20% |
| 16. | /sof_ragazze.htm | 145 | 56,22 | +34 ▲ | 1,02% |
| 17. | /scuola.htm | 140 | 95,33 | -19 ▼ | 0,99% |
| 18. | /cinquepermille.htm | 140 | 70.00 | +116 ▲ | 0,99% |
| 19. | /genitore_genitore.htm | 137 | - | +137 ▲ | 0,96% |
| 20. | /_vti_inf.html | 134 | 24.00 | +88 ▲ | 0,94% |
| 21. | /statistica.htm | 124 | - | +124 ▲ | 0,87% |
| 22. | /bas_ragazzi/photo+gallery/album/index.html | 120 | - | +120 ▲ | 0,85% |
| 23. | /lorenzo.htm | 114 | - | +114 ▲ | 0,80% |
| 24. | /bas_ragazzi/classifica+ragazzi+2007.htm | 113 | - | +113 ▲ | 0,80% |
| 25. | /bas_ragazzi/calendario+ragazzi+b+2007.htm | 109 | - | +109 ▲ | 0,77% |
| | | 14,207 | 4,549 | 6,006 | |

Media & Downloads



| # | File | Total Downloads | Average Downloads Historically | Change | Percent of Downloads |
|-----|--------------------------------------|-----------------|--------------------------------|--------|----------------------|
| 1. | /bas_cadetti/diamante.wmv | 69 | 30,11 | +37 ▲ | 20,12% |
| 2. | /bas_cadetti/eugenio+pescimoro.wmv | 23 | 11,29 | +2 ▲ | 6,71% |
| 3. | /bas_cadetti/alberto+castagna.wmv | 22 | 11,43 | +2 ▲ | 6,41% |
| 4. | /bas_cadetti/leonardo+bordato.wmv | 21 | 10,71 | 0 ▬ | 6,12% |
| 5. | /bas_cadetti/cristian+treo.wmv | 21 | 11,86 | +1 ▲ | 6,12% |
| 6. | /bas_cadetti/federico+castagnini.wmv | 21 | 13,75 | -2 ▼ | 6,12% |
| 7. | /bas_cadetti/filippo+de+boni.wmv | 21 | 13,86 | -1 ▼ | 6,12% |
| 8. | /bas_cadetti/giacomo+begalli.wmv | 18 | 11,14 | -1 ▼ | 5,25% |
| 9. | /bas_cadetti/massimo+mantovani.wmv | 18 | 12,14 | -3 ▼ | 5,25% |
| 10. | /bas_cadetti/luis+numez.wmv | 18 | 11,14 | -1 ▼ | 5,25% |
| 11. | /ll+promozionale+prog.pdf | 17 | 13,00 | -5 ▼ | 4,96% |
| 12. | /ll+promozionale.pdf | 15 | 14,00 | -6 ▼ | 4,37% |
| 13. | /bas_cadetti/niccolo+golo.wmv | 15 | 15,00 | -5 ▼ | 4,37% |
| 14. | /l"arena26_02_06.pdf | 14 | 28,50 | -43 ▼ | 4,08% |
| 15. | /bas_cadetti/niccolo+lucchi.wmv | 10 | 11,29 | -13 ▼ | 2,92% |
| 16. | /giovanile_2007.pdf | 9 | 48,00 | -8 ▼ | 2,62% |
| 17. | /auguri_presidente.pdf | 7 | 15,00 | -4 ▼ | 2,04% |
| 18. | /torneo+mazze+di+legno+2006.pdf | 2 | 9,44 | -2 ▼ | 0,58% |
| 19. | /daghene_2005.wmv | 1 | 3,13 | -4 ▼ | 0,29% |
| 20. | /bas_ragazzi/ragazzia.doc | 1 | - | +1 ▲ | 0,29% |
| | | 343 | 196 | -55 | |

Browser Types



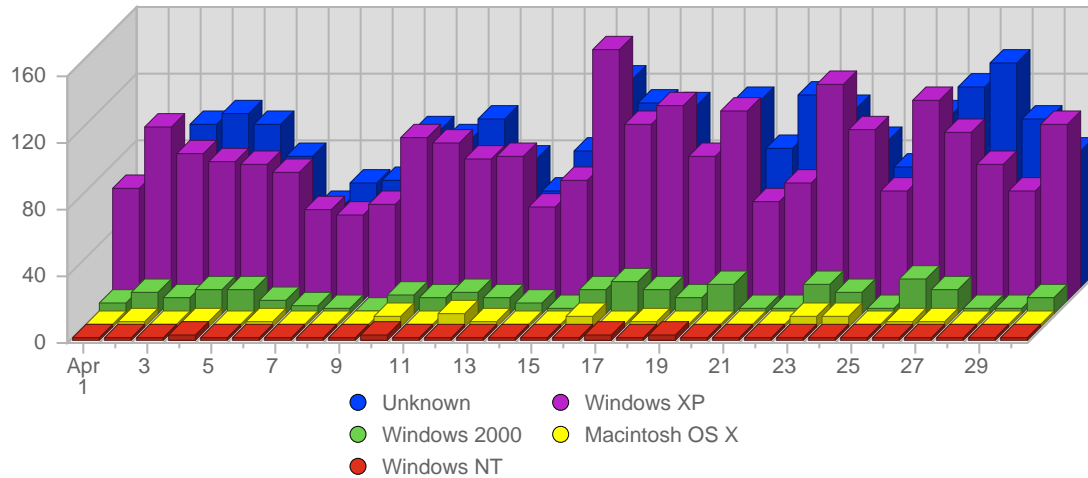
| # | Icon | Browser Type | Total Visits | Average Visits Historically | Change | Percent of Visits |
|-----|------|--------------|--------------|-----------------------------|--------|-------------------|
| 1. | | Unknown | 2,657 | 1,498.00 | +710 ▲ | 45,43% |
| 2. | | MSIE 6.x | 1,746 | 1,237,70 | +194 ▲ | 29,85% |
| 3. | | Netscape 4.x | 973 | 292,20 | +319 ▲ | 16,64% |
| 4. | | Netscape 7.x | 256 | 63,60 | +66 ▲ | 4,38% |
| 5. | | Firefox 1.x | 122 | 113,27 | +7 ▲ | 2,09% |
| 6. | | AOL 9.x | 39 | 27,75 | +39 ▲ | 0,67% |
| 7. | | Netscape 2.x | 16 | 47,78 | -97 ▼ | 0,27% |
| 8. | | MSIE 5.5 | 11 | 11.00 | +3 ▲ | 0,19% |
| 9. | | Avant | 11 | 6,89 | -9 ▼ | 0,19% |
| 10. | | MSIE 5.0x | 10 | 21,30 | -9 ▼ | 0,17% |
| 11. | | Safari 1.x | 3 | 5,67 | -3 ▼ | 0,05% |
| 12. | | Opera 3.x | 2 | 1,17 | +1 ▲ | 0,03% |
| 13. | | Opera 7.x | 2 | 1.00 | +1 ▲ | 0,03% |
| 14. | | Firefox 0.x | 1 | - | +1 ▲ | 0,02% |

Continued on Page 12 ...

... continued from Page 11

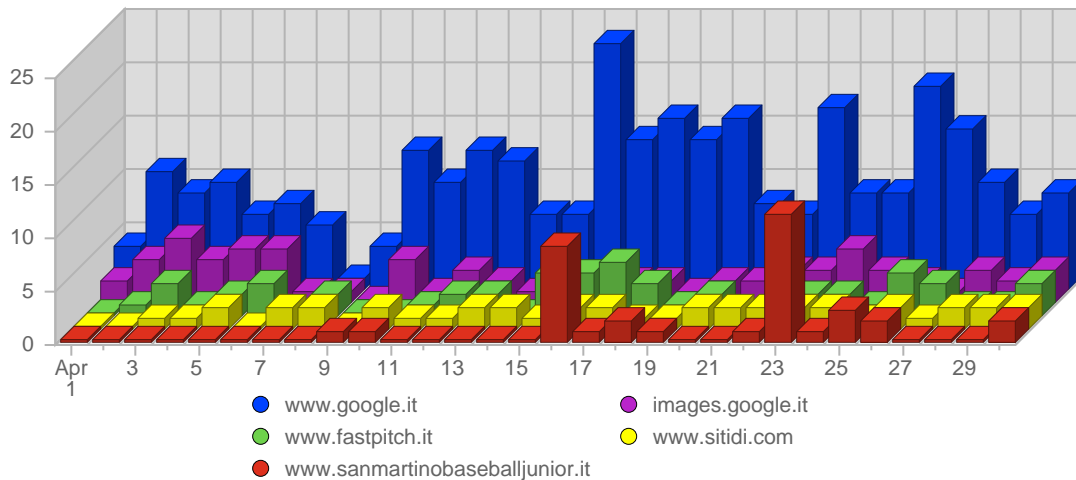
| | | | | | | |
|--|--|--|-------|-------|-------|--|
| | | | 5,849 | 3,152 | 1,216 | |
|--|--|--|-------|-------|-------|--|

Browser Operating Systems



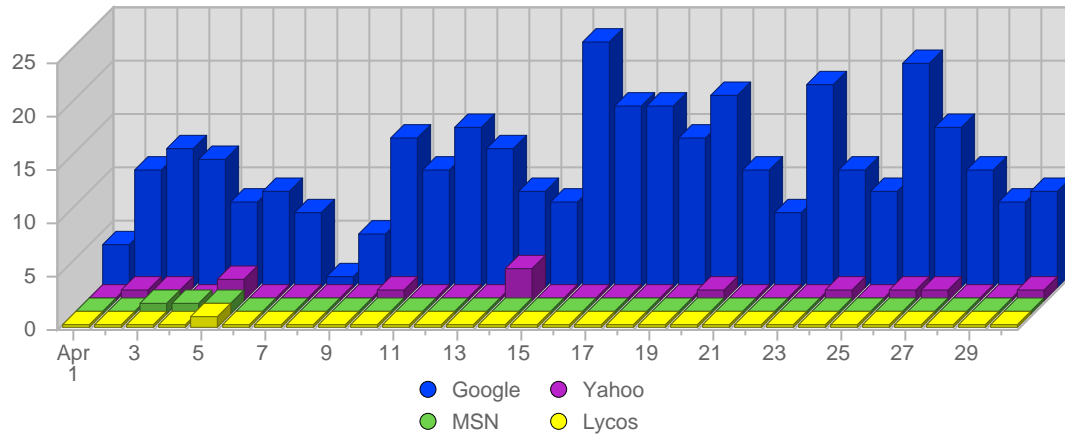
| # | Icon | Operating System | Total Visits | Average Visits Historically | Change | Percent of Visits |
|-----|------|------------------|--------------|-----------------------------|--------|-------------------|
| 1. | | Unknown | 2,714 | 1,578,27 | +611 ▲ | 46,40% |
| 2. | | Windows XP | 2,631 | 1,457,82 | +555 ▲ | 44,98% |
| 3. | | Windows 2000 | 294 | 137,40 | +67 ▲ | 5,03% |
| 4. | | Macintosh OS X | 74 | 59,70 | -4 ▼ | 1,27% |
| 5. | | Windows NT | 35 | 13,44 | +9 ▲ | 0,60% |
| 6. | | Windows 98 | 33 | 31,10 | -5 ▼ | 0,56% |
| 7. | | Linux | 23 | 15,20 | -11 ▼ | 0,39% |
| 8. | | Windows ME | 17 | 12,22 | +2 ▲ | 0,29% |
| 9. | | Windows 2003 | 15 | 11,00 | -1 ▼ | 0,26% |
| 10. | | Macintosh | 9 | 3,63 | +2 ▲ | 0,15% |
| 11. | | Windows 95 | 2 | 8,33 | -8 ▼ | 0,03% |
| 12. | | Sun OS | 1 | - | +1 ▲ | 0,02% |
| 13. | | Macintosh PPC | 1 | 5,25 | 0 ▬ | 0,02% |
| | | | 5,849 | 3,307 | 1,216 | |





Referring Domains



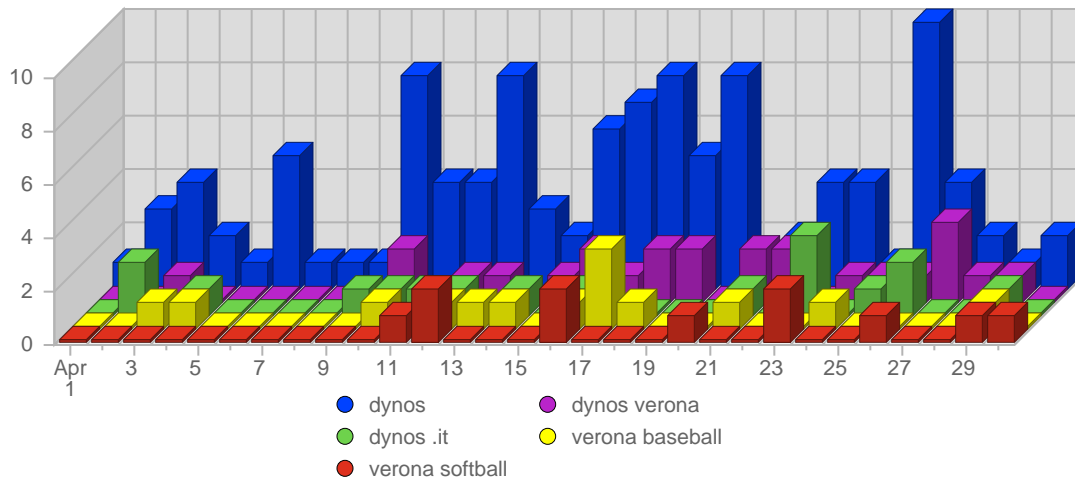
| # | Site Domain | Total Visits Referred | Average Visits Historically | Change | Percent of Visits |
|-----|---------------------------------|-----------------------|-----------------------------|--------|-------------------|
| 1. | www.google.it | 315 | 77,80 | +100 ▲ | 39,92% |
| 2. | images.google.it | 77 | 23,00 | +7 ▲ | 9,76% |
| 3. | www.fastpitch.it | 53 | 21,63 | +10 ▲ | 6,72% |
| 4. | www.sitidi.com | 43 | 2,50 | +38 ▲ | 5,45% |
| 5. | www.sanmartinobaseballjunior.it | 36 | 4,00 | +30 ▲ | 4,56% |
| 6. | www.google.com | 32 | 9,00 | +5 ▲ | 4,06% |
| 7. | 64.233.167.104 | 18 | - | +18 ▲ | 2,28% |
| 8. | images.google.com | 15 | 6,00 | -5 ▼ | 1,90% |
| 9. | www.fibs-veneto.it | 14 | 23,67 | -30 ▼ | 1,77% |
| 10. | www.softballronchi.it | 13 | 6,75 | -1 ▼ | 1,65% |
| 11. | www.portamortara.it | 12 | 9,83 | +2 ▲ | 1,52% |
| 12. | search.alice.it | 12 | 3,57 | +5 ▲ | 1,52% |
| 13. | www.michelezebedeo.com | 11 | 5,38 | -6 ▼ | 1,39% |
| 14. | www.bsrovigo.it | 9 | 0,50 | +9 ▲ | 1,14% |
| 15. | it.search.yahoo.com | 9 | 3,00 | +2 ▲ | 1,14% |
| 16. | www.softballforli.it | 8 | 3,11 | +2 ▲ | 1,01% |
| 17. | www.rangersredipuglia.it | 7 | 5,25 | -1 ▼ | 0,89% |
| 18. | www.aviglianabaseball.com | 7 | 2,67 | +2 ▲ | 0,89% |
| 19. | www.google.com.ar | 6 | 2,00 | +5 ▲ | 0,76% |
| 20. | www.fibs.it | 5 | 2,50 | 0 ▬ | 0,63% |
| 21. | majestic12.co.uk | 5 | 4,00 | -1 ▼ | 0,63% |
| 22. | search.live.com | 5 | 1,75 | +1 ▲ | 0,63% |
| 23. | www.softball.bz.it | 4 | 0,67 | +3 ▲ | 0,51% |
| 24. | ar.search.yahoo.com | 3 | 0,00 | +1 ▲ | 0,38% |
| 25. | search.msn.com | 3 | 0,00 | +1 ▲ | 0,38% |
| | | 789 | 193 | 161 | |

Search Engines



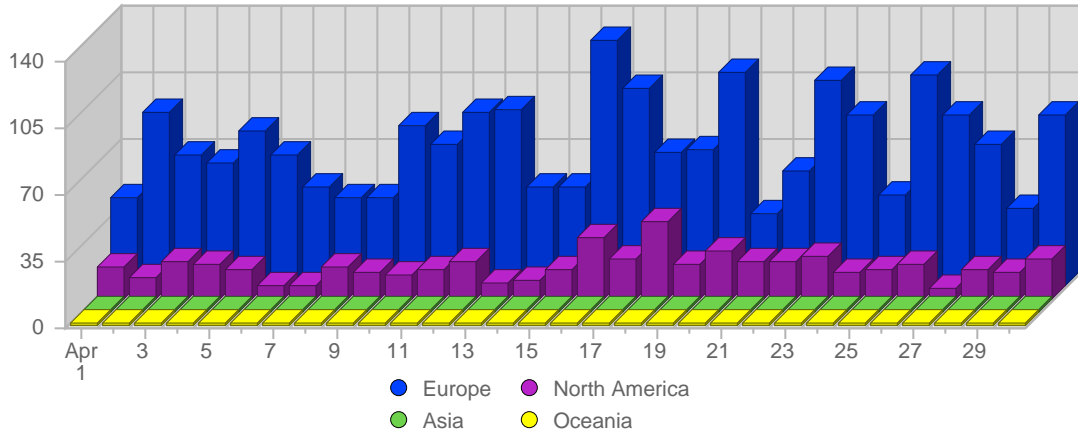
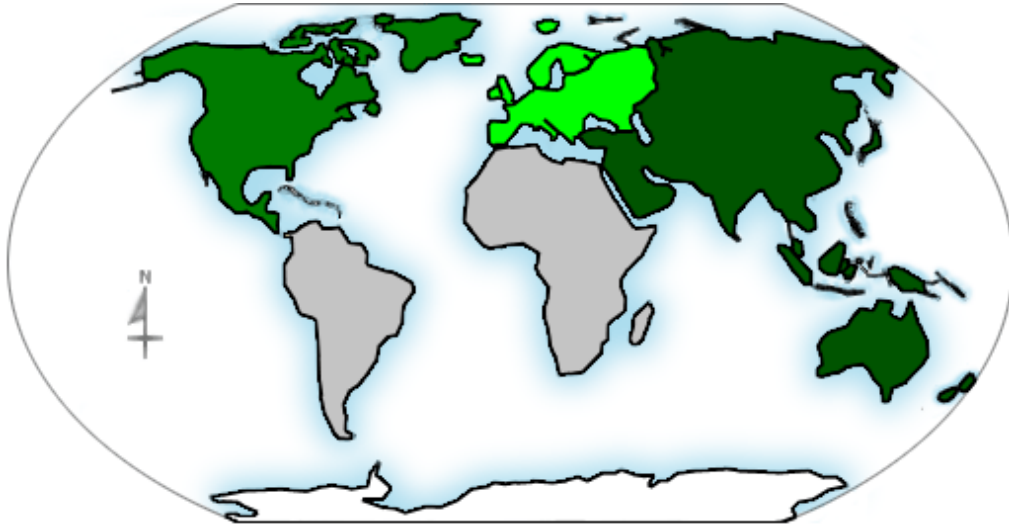
| # | Logo | Search Engine | Total Visits Referred | Average Visits Historically | Change | Percent of Visits |
|----|---|---------------|-----------------------|-----------------------------|--------|-------------------|
| 1. |  | Google | 350 | 93.00 | +107 ▲ | 95,37% |
| 2. |  | Yahoo | 13 | 6,30 | +1 ▲ | 3,54% |
| 3. |  | MSN | 3 | 3,78 | 0 ▬ | 0,82% |
| 4. |  | Lycos | 1 | - | +1 ▲ | 0,27% |
| | | | 367 | 103 | 108 | |





Search Phrases



| # | Search Phrase | Total Visits Referred | Average Visits Historically | Change | Percent of Visits |
|-----|-----------------------------------|-----------------------|-----------------------------|--------|-------------------|
| 1. | dynos | 113 | 23,10 | +24 ▲ | 31,83% |
| 2. | dynos verona | 35 | 10,56 | +13 ▲ | 9,86% |
| 3. | dynos .it | 17 | - | +17 ▲ | 4,79% |
| 4. | verona baseball | 16 | 5,11 | +5 ▲ | 4,51% |
| 5. | verona softball | 11 | 1,63 | +7 ▲ | 3,10% |
| 6. | baseball verona | 10 | 2,67 | +7 ▲ | 2,82% |
| 7. | dynos verona baseball | 10 | 1,60 | +9 ▲ | 2,82% |
| 8. | dynos.it | 9 | 2,00 | +4 ▲ | 2,54% |
| 9. | www.dynos.it | 6 | 3,80 | -5 ▼ | 1,69% |
| 10. | emiliano di centa verona | 6 | - | +6 ▲ | 1,69% |
| 11. | softball verona | 5 | 3,00 | +3 ▲ | 1,41% |
| 12. | dynos baseball | 4 | 2,60 | +3 ▲ | 1,13% |
| 13. | dynos softball | 3 | 0,50 | +2 ▲ | 0,85% |
| 14. | de pantz | 3 | - | +3 ▲ | 0,85% |
| 15. | dynos verona softball | 3 | 0,00 | +3 ▲ | 0,85% |
| 16. | torneo mazze di legno | 3 | 0,00 | 0 ▬ | 0,85% |
| 17. | foscarini massimiliano | 3 | 0,00 | +3 ▲ | 0,85% |
| 18. | mantovani federico | 2 | 0,00 | +2 ▲ | 0,56% |
| 19. | softball | 2 | 0,00 | -1 ▼ | 0,56% |
| 20. | dynos mazze di legno | 2 | - | +2 ▲ | 0,56% |
| 21. | san martino buon albergo baseball | 2 | 0,00 | +1 ▲ | 0,56% |
| 22. | minibaseball | 2 | 0,75 | +1 ▲ | 0,56% |
| 23. | sonja schuurmans | 2 | 0,00 | +1 ▲ | 0,56% |
| 24. | foto di ragazzi boni | 2 | - | +2 ▲ | 0,56% |
| 25. | softball dynos | 2 | 0,00 | +1 ▲ | 0,56% |
| | | 355 | 52 | 102 | |

Continent Breakdown



| # | | Continent | Total Visits | Average Visits Historically | Change | Percent of Visits |
|----|---|---------------|--------------|-----------------------------|--------|-------------------|
| 1. |  | Europe | 2,240 | 2,065.00 | +350 ▲ | 81,31% |
| 2. |  | North America | 510 | 465.00 | +90 ▲ | 18,51% |
| 3. |  | Asia | 4 | 5.00 | -2 ▼ | 0,15% |
| 4. |  | Oceania | 1 | - | +1 ▲ | 0,04% |
| | | | 2,755 | 2,535 | 435 | |